



YMAA is dedicated to developing the most clear and in-depth instructional materials to transmit the Oriental Healing legacy. Our books, videos and DVDs are created in collaboration with master teachers, students and technology experts with a single-minded purpose: to fulfill your individual needs in learning and daily practice. With firm will, patience, and perseverance, you may enjoy the many fruits of the Qigong garden.

This downloadable document is intended as a sample only. To order this book, please click on our logo which will take you to the book's product page. An order button can be found at the bottom. We hope that you enjoy this preview and encourage you to explore the many other downloadable samples of books, music, and movies throughout our website. Most downloads are found at the bottom of product pages in our Web Store.

Did you know?

- YMAA hosts one of the most active Qigong and martial arts forums on the internet? Over 5,000 registered users, dozens of categories, and over 10,000 articles.
- YMAA has a free quarterly newsletter containing articles, interviews, product reviews, events, and more.

YMAA Publication Center

楊氏東方文化出版中心

1-800-669-8892

ymaa@aol.com

www.ymaa.com

Back Pain Relief

Chinese Qigong for
Healing and Prevention

氣功防治腰酸背疼

Dr. Yang, Jwing-Ming

2nd
Edition

QIGONG—HEALTH AND HEALING

YMAA Publication Center, Inc.
Main Office
4354 Washington Street
Boston, Massachusetts, 02131
1-800-669-8892 • www.ymaa.com • ymaa@aol.com

First Edition Copyright © 1997 by Yang, Jwing-Ming
Second Edition Copyright © 2004 by Yang, Jwing-Ming

All rights reserved including the right of
reproduction in whole or in part in any form.

Editor: James O'Leary
Cover Design: Katya Popova

ISBN:1-59439-025-8

10 9 8 7 6 5 4 3 2 1

Publisher's Cataloging in Publication
(Prepared by Quality Books Inc.)

Yang, Jwing-Ming, 1946

Back pain relief / Yang, Jwing-Ming. 2nd ed.- Boston, Mass.
YMAA Publication Center, 2004.

p. ; cm.

First ed. published in 1997 under title: Back pain relief :
qigong for healing & prevention.

Includes bibliographical references and index.
ISBN: 1-59439-025-8 (pbk.)

1.BackacheAlternative treatmentBackachePreventior
3.Qi gong. Massage therapChina. Title. Back pain :
Chinese qigong for healing & prevention.

RD771.B217 36 2004
617.5/6406dc22

2004110723
0409

Disclaimer:

The author and publisher of this material are NOT RESPONSIBLE in any manner whatsoever for any injury which may occur through reading or following the instructions in this manual. The activities, physical or otherwise, described in this material may be too strenuous or dangerous for some people, and the reader(s) should consult a physician before engaging in them.

Figures 1-15, 1-16, 2-7, 2-12, 6-3, 6-26, 6-63, and 6-64 from the *LifeART Collection of Images* ©1989-1997 by Techpool Studios, Columbus, OH.

Printed in the Canada.

Contents

Foreword by Dr. Thomas G. Gutheil, M.D.	vii
About the Author	ix
Testimonials—#1 by Roger Whidden	xv
Testimonials—#2 by Jeff Rosen	xvii
Preface (First Edition)	xix
Preface (Second Edition)	xxi
Acknowledgments	xxii
Chapter 1. About Chinese Qigong 中國氣功介紹	
1-1. Introduction	1
1-2. Qi, Qigong, and Man	3
1-3. The History of Qigong	26
1-4. Categories of Qigong	31
1-5. Qigong Training Theory	41
1-6. How to Use This Book	61
Chapter 2. Understanding Our Back 背的構造	
2-1. Introduction	65
2-2. Anatomic Structure of Our Back	65
2-3. The Qi Network in Our Back	80
Chapter 3. What are the Possible Causes of Back Pain? 背疼的原因	
3-1. Introduction	93
3-2. The Different Possible Causes of the Back Pain	93
Chapter 4. How Does Western Medicine Treat Back Pain? 西醫治背疼的方法	
4-1. Introduction	115
4-2. Western Medical Treatments	116
4-3. Suggestions from Western Doctors	122
Chapter 5. How do the Chinese Treat Back Pain? 中醫治背疼的方法	
5-1. Introduction	129
5-2. General Chinese Treatments for Back Pain	129
5-3. How Can Qigong Cure Back Pain?	139
Chapter 6. Qigong for Back Pain 氣功防治腰酸背疼	
6-1. Introduction	145
6-2. Important Training Keys	146
6-3. Qigong Exercises for Back Pain	152
6-4. Massage for Back Pain	180
Chapter 7. Conclusion 結論	217
Appendix A. Translation and Glossary of Chinese Terms 中文術語之翻譯與解釋	219
Index 索引	236


Foreword

Thomas G. Gutheil, MD

Professor of Psychiatry

Harvard Medical School

Ever since primitive man and woman reared up from their knuckles into the upright posture, the groan of “My aching back!” has echoed down the corridors of history in workplaces, homes and hospitals. There are many reasons for this historical fact, a number of which have to do with lifestyle changes, fitness and the modern environment, all of which were spelled out by Dr. Yang in the preface to his first edition and again in the preface to this revised edition. Not only does the back “carry” the body but it also “carries” many of the psychological tensions that constitute our modern life.



In my psychiatric training I learned this: to look at posture and body position for clues to a person’s mental state: the stooped back whose owner seemed bowed by the weight of depression, the shoulders drawn in and tight and the head retracted like a turtle’s in anticipation of the below that comes only in the patient’s imagination, and similar signs.

In my medical training I learned this: back pain is one of the hardest conditions to treat effectively. The most common approaches—protracted bed rest, lying on a firm surface, time off from work—are extremely difficult for the average person to follow. Noncompliance with the regimen is extremely common. Pain medications work somewhat, but risk addiction. Muscle relaxants work somewhat but have troubling side effects. Surgery works as a last resort but can make some cases worse. As a young doctor my heart would sink whenever a case of lower back pain came into the clinical emergency room, because each one carried with it the specter of the failure of Western medicine.

From my Gongfu training with Dr. Yang I learned this: he is a dedicated scholar and a gifted teacher. He merits the highest praise, however, for his efforts to meld Eastern and Western medical understanding in hopes of achieving greater synergy between the two—in hopes that the two world views, combined, will be greater than the sum of their parts.

To this end, he has thoroughly revised the first edition of this book, which featured his comprehensive and wide-ranging exploration of Qi theory from its historical to its present context; of the structure and function of the back; and of the Western and Eastern approaches to healing it. This revised edition features added Chinese characters supplied for Chinese terminology to help illuminate the Chinese origin of some of these concepts. In addition he has added some new concepts of explaining Qi and Qigong from the Western point of view; these changes further express Dr. Yang’s lifelong aim of

connecting Chinese and Western medical science. Finally, Dr. Yang has discovered that some of the strenuous exercises described in the first edition—which might tax persons with serious back pain—can be done from the floor instead of from a vertical stance; additional approaches for this posture have been supplied in the current revised edition.

This edition continues the approach of the previous version, in that the first chapter alone serves as an excellent and clear introduction to the basic Eastern medical and martial arts idea of Qi. So well structured is this discussion that it requires no previous familiarity with this concept. The remainder of the book employs clear descriptions, relevant illustrations and well-organized instructions to achieve the goal of providing protection and relief from back pain.

Finally, martial arts are inseparable from morality. In the present context, Dr. Yang compassionately but firmly, like a great sports coach, warns against the moral pitfalls of impatience, laziness and fear. He encourages readers to strive to stretch their limits—carefully!—to master pain and weakness in the back. The book you hold in your hands is a noteworthy contribution to this goal.

Testimonials—#1

Roger Whidden

Having a healthy back, in my case, truly required committing myself to a healthy Way of Life. Central to this healthy Way of Life has been my study of Martial Arts for the past 23 years—the last 6 years of which I have pursued with the guidance of Master Yang.

Many of you who read this will be able to prevent or cure back problems by simple, regular practice of the movements and methods contained within this book. Some of you may need to go much deeper as I have needed to, and solve the inner mysteries that have led to your back problems. In either case, I believe all will benefit, as I have, with regular practice of these time tested techniques.

In my life, my poor health manifested most intensely through severe, debilitating pain in my lower back. I was often completely incapacitated during my teens and early adulthood. My suffering can be traced back to a severe injury when I was six years old. I had my toes cut off of my left foot and surgically reattached. Subsequently, my functionally “club” foot distorted my whole skeletal growth through my formative years. By the age of 21, I was told by prominent Medical Doctors that I had the “spine of a senior citizen,” “I would never be a carpenter,” “I would never have a job on my feet,” “I would never be a gymnast,” “to get a desk job,” etc. From the perspective of eliminating pain, Traditional Medicine could offer only drugs and surgery. I did not feel I could restore my health following this path.

Fortunately, I had been training in the Martial Arts for 3 years, and I had glimpsed a ray of hope. Although the knowledge I was exposed to was only superficial relative to the knowledge Dr. Yang shares, I was on “The Way.” Along “The Way” I found adjunctive healing modalities helpful to the development of my healthy core and spinal health. Truly, Chiropractic Acupuncture, various massage forms, dietary changes, and Graduate Studies in Holistic Education and Counseling have been major players in my health prescription. Again central to these healing methods was my internal development, mainly due to my daily Martial Arts practice. For many years I was training just to avoid pain and, depending on these “alternative” therapies, to straighten me out when I erred. Gradually, as my practice moved toward health, rather than just away from illness, my dependence on external therapies for alleviation of pain virtually ceased. Now, I can use these healing tools on occasion to prevent disorder and deepen my health.

The techniques described in this book can be made central or adjunctive to your healing process. Either way, it is important to take note of those main themes of this book that are also common to traditional Martial Arts learning and a core part of any health prescription. Central themes to transform your injury or sickness into a healing learning event are: taking responsibility for your life, a leap of faith (not blind faith) in the healing process, an acceptance of the difficulty of life, and a full commitment to the learning/healing/life process.

If “age is the condition of the spine” (Yogic belief), then a painful spine is an old spine. It is diseased not at ease. Regular practice of the movements described in this book by Master Yang, in a relaxed, centered, and grounded manner will help guide you out of disease and into ease, improve the condition of your spine, bring a loving youthful bounce back to your step, and help you to understand yourself and life’s mysteries. I know this to be true.

Roger Whidden
Martial Arts Teacher, Builder
Married, father of three.

Testimonials—#2

Jeff Rosen

Three days before my college graduation, I had the misfortune to be a passenger in a Subaru that broad-sided a Lincoln Continental. At the hospital, the doctor asked me what I did for my scoliosis. “What scoliosis?” I asked, unsure whether it was a spine or a liver problem. “This one,” he said, holding up an x-ray that looked more like a roller coaster than a spine.

Up to that point I had no problems with my back. I trained in Karate and Kung Fu, and though my left side kick and right front kick wobbled when thrown, I always assumed it had something to do with laziness. In the back of my head, I had wondered why I could do a split but not touch my toes. But, like many other 22 year-olds, I moved on to other thoughts rather than resolve those.

After the accident, I spent nearly two years trying to contain a constant, severe ache. Doctors recommended nautilus and walking. Chiropractors shrugged and apologized. Two years after the accident, I returned to Tai Chi. I also got Rolfed. Now, when I practiced diligently, I could have pain free days if I didn’t stress my back. The problem with this situation was that I owned an ice cream truck business. If you have never had the pleasure, let me inform you that being an ice cream truck driver, and especially, knowing other ice cream truck drivers, can really stress your back. So, I resigned myself to low-level pain.

By 1990, I was out of the ice cream truck and in an office. I practiced my form regularly and had contained my back problems. It ached when I was tired, stressed or physically active. I was prepared to live with that.

Then, in August of 1990, I stopped by the YMAA school just to take a look. From the first warm-up exercises, I saw a new path. Spine loosening and flexing is a focal point of all of the training. It takes years to begin to understand how to move the spine, how to relax the joints and the muscles in and around the spine. The process opened my eyes. Although over the years I had bored many a friend with back pain discussions (have you ever been engaged in an interesting one?), I didn’t know my back. I didn’t know how to move individual pieces and relax individual muscles.

The health benefits associated with learning to move this way are enormous. I am, except when I do something stupid (and I do), entirely pain free. I own a small restaurant, where I also cook. I can spend 10 hours on my feet with the fryolators gurgling and the customers screaming and go home pain free. But it is more than that. My self-image has been transformed. I no longer feel like the person who can’t help move a couch. I no longer wonder whether a hike is going to cause me pain. Though people in my classes might beg to differ, I feel supple. I can move like a reed.

I am very grateful for my YMAA training, particularly for the relaxation of my spine. It has freed me from pain, and shown me a path to healthy feeling.

Jeff Rosen



6-37




6-38

Qi and blood circulation at the vertebrae joints for healing, but it will also gradually recondition your spine structure from weak to strong. Remember, spine movement is the key to maintaining spinal health. This is also the key to strengthening your immune system.

Again, you may practice this spine movement while sitting as well as standing. Simply generate the wave motion from the sacrum and move it upward while coordinating with your breathing (Figures 6-37 and 6-38). Be aware of the stiffness of your spine whenever you sit for too long while either driving or working. Lift your arms up and stretch your torso first. Then perform the above spinal movements to exercise the spine and loosen it.

White Crane Waves Its Wing (Bai He Dou Chi, 白鹤抖翅). Once you have completed the loosening up of the chest area and spine, extend the motion to your arms and fingers. When you extend the movement to the arms, you first place your both palms in front of your abdominal area, facing forward (Figure 6-39). Next, generate the wave motion from the legs or the waist and direct this power upward (Figure 6-40). It passes through the chest and shoulders and finally reaches the arms (Figure 6-41). Repeat at least ten times. Naturally, if you feel comfortable, you may practice more.

Right after you have finished the above two hands' waving exercises, you should then practice one hand waving exercises. The additional benefit which you may obtain over two hands' waving is you are now twisting your joints from the ankles, hips, spine and finally reaching to the finger tips. This will help to loosen and strengthen the joint areas. When



6-39




6-40

you practice with one arm, again you place both your palms right in front of your abdominal area with the right palm facing out and the left palm lightly touching the abdomen (Figure 6-42). Then, you generate the twisting motion from the bottom of your feet, upward through the knees and hips, through every section of the spine, and finally allowing it to pass through the shoulders and reach to the finger tips (Figures 6-43 and 6-44). Practice ten times for each arm.


Again, you may practice this Qigong exercise while you are sitting (Figures 6-45 to 6-48). These exercises will loosen up every joint in your body from the waist to the fingers. Moreover, they lead the Qi out from the central body to the limbs. If you are not leading the excess Qi out, the body will become too Yang and you may become tense again. The key to healing and relaxation is to



6-41



6-42



6-43

lead the excess Qi out of the body through the limbs. These movements have been found beneficial for healing chest problems such as asthma, chest cancer, lung problems and heart problem.

Recovery. After you have completed the above spine waving movements, continue to lead the Qi out of your body through the limbs. The easiest way is to swing your arms forward and backward by imitating a natural human activity—walking. Simply swing your arms forward to the height of the shoulders (Figure 6-49) and then let them drop and swing back by themselves (Figure 6-50). Repeat about 200 times. Naturally, you may swing from 5 minutes to half an hour depending on your health. Swinging the arms is one of the easiest laymen Qigong practices, simple and easy for anyone.



6-44



6-45



6-46




6-47



6-48



6-49



6-50

Next, continue your swinging while at the same time walking in place with your knees as high as your hips. Every time you raise your knee, you gently push back your lower back (Figure 6-51). This will generate a comfortable forward and backward movement to exercise the lower back. Again if it is comfortable start with 50 steps and when you feel stronger, increase the number of repetitions.

Finally, you should lead the Qi to the bottom of your feet. Continue your arm swinging. When your arms are lifting, raise up your heels and when your arms are down, make your heels touch the floor (Figure 6-52). Repeat about 20 to 30 times. If you start with more than 30, you may experience cramping in your calf.

When you practice this exercise, you do not have to worry about your breathing. Simply breathe naturally and smoothly. You may even watch television while you are swinging your arms. This is why it is called laymen Qigong. It is simple and easy, without too much training of concentrated mind and breathing.

On the Floor

If you have already had serious back problems, you may find the above exercises to be too strenuous. In this case, follow the exercises by using the floor, at least at first. After you feel stronger and more comfortable, you can practice normally.

The point of using the floor is to ease the pressure onto your vertebrae by removing the upper body's weight. The basic posture is kneeling down on the floor. If you can

Index

- abdomin 15-16
- Abdominal Breathing 147
- abscess 111
- acetaminophen 119-120
- acupressure 6-7, 144, 180
- acupuncture 1-2, 6-7, 28-29, 30, 134-137
- acupuncture cavities 39, 89
- aging 45, 97-98
- air 13
- aneurysm 112
- ankylosing spondylitis 107, 111
- annular tears 109
- arthritis 98-100, 111-112
- asking 131-132
- aspiration percutaneous lumbar discectomy 122
- back pain 1, 93
- back school 121
- back, anatomy 65
- Baguazhang 31, 40
- balance 35-36, 52-53, 84-85, 104
- Baliao (B-31-34) 182-184
- Becker, Dr. Robert O. 9
- bed rest 119
- Belt (or Girdle) Vessel 81
- biobattery 14-15
- bioelectricity 8, 9, 12, 46-47, 49, 143
- blood 23-24, 24-25
- blood circulation 140
- bone fracture 109-110
- bone marrow 25
- Book of Changes* 5-6, 26-27
- braces 121
- brain 19-20
- brass man of acupuncture 30
- breathing 53, 150-151, 152-153
- Bubbling Well cavity 52
- Buddhahood 40-41
- Buddhism 41
- carcinoma 112
- carisoprodol 119-120
- CAT scans 117-118
- cauda equina 74-75, 112-113
- cause of pain 120
- cavity press massage 136-137, 180
- cavity strike techniques 39
- Changqiang (Gv-1) 182-185
- Channels, Qi 7-8, 11
- Chengfu (B-50) 187
- Chengshan (B-57) 187
- Chinese medicine 2, 37, 129-130
- chiropractor 118-119
- chymopapain 122
- Ciliao (B-32) 182-184
- Conception Vessel 81, 83
- Confucius 34-36, 57
- corsets 121
- cyclobenzaprine 119-120
- Da Mo 29
- Dan Tian 11-12, 14-19, 48-49, 141, 150-151-153, 165, 184
- dancing 31-32
- Dao De Jing* 27-28
- Dao, definition 6-7
- degeneration 97
- degenerative spondylolisthesis 100
- desires 40-41
- diagnosis 116, 129-130, 138-139
- Dian Xue 136-137
- diaphragm 18-19
- diet 23
- digestion 23
- discs 70-73, 94, 97-98, 108-109, 116
- discectomy 122
- duritis 96
- Earth Qi 3
- Eight Pieces of Brocade 30-31, 32-33
- electromotive force (EMF) 12-13
- electromyogram 118
- Embryonic Breathing 26
- emotion 106-107, 145-146, 151-152
- emotional mind 145-146, 151-152
- emotions 40-41
- endocarditis 110-111
- endometriosis 112
- enlightenment 40-41
- enthesopathy 100
- exercise 13-14, 31-32, 120, 142-143, 153-154
- exostosis 111-112
- eyes 132
- fasciae 16
- fat 16
- Feng Shui 6
- Five Animal Sports 32-33, 37-38
- Flexeril 119-120
- food 13
- funicular pain 96-97
- Gall Bladder Channel 87
- gastrointestinal disease 112
- genetic predisposition 106
- geomancy 6
- Golden Bell Cover 39-40
- Governing Vessel 81, 84
- Grand Circulation Meditation 33
- gut 19-21
- Heart Channel 88
- heartburn 56
- heat, application 119
- Heaven Qi 3
- herbal treatment 6-7, 134-135, 137
- herniated disc 108

- hormones 24-26, 47-49, 140-141
 Huantiao (GB-30) 185-187
 Huiyin (Co-1) 147, 148, 149, 184-186
 Human Qi 6
 hyperlordosis 110
 ibuprofen 119-120
 ice, application of 119
 immune system 140-141
 inflammatory bowel disease 111
 intestines 17-19
 iron board bridge 179
 Iron Sand Palm 39
 ischemia 96
 Jianjing (GB-21) 181-182, 183
 Jiexi (S-41) 187
 Jing 46-47, 47-49
 jogging 31-32
 Juliao (GB-29) 185-187
 Kan 42, 45
 Kidney Channel 88
 knee problems 103
 kyphosis 110, 111
 laminectomy 121-122
 Large Intestine Channel 85
 laziness 145-146
 legs 107-108, 116
 Leviton, Richard 9-10
 Li 42, 45
 lifestyle 1-2,
 lifting 125
 ligament 120
 ligamentous strain 94
 listening 131
 Liu He Ba Fa 40
 Liver Channel 88
 lordosis 104-105
 lower back 79-80
 lumbago 134
 lumbar muscle 94
 lumbar spondylosis 109-110
 lumbar strain 109-110
 lumbosacral pain 134
 Lung Channel 87
 lymphoma 112
 magnetic resonance imaging (MRI) 118
 Marrow Washing Qigong 9
Marrow/Brain Washing Classic 29
 martial arts xx, 38-39, 44, 84-85, 153-154
 massage 6-7, 33-34, 134-135, 135-137, 144, 180-181, 187-196, 203-216
 meditation 6-7
 Mencius 34-36
 metabolism 14, 21
 metastatic carcinoma 112
 methocarbamol 119-120
 Mingmen (Gv-4) 164-165, 182, 183
 muscle 120
Muscle/Tendon Changing Classic 29
 muscles 39, 107-108
 myelogram 118
 myeloma 112
 myelomatosis 112
 Nan Hua Jing 27-28
 neck 68-73, 158-162
 neck, anatomy 160
 Nei Dan 33
 nerve root compromise 95-96
 nerves 77
 nervous system 75-76, 79
 neuritis 96
 neurologic examinations 117
 Normal Abdominal Breathing 147
 obesity 105-106, 125
 occupation 105-106
 organs 44
 osteomyelitis 110-111
 osteophytosis 100
 osteoporosis 98-100, 111
 Paget's Disease 112
 pain 65-68, 74-75, 93-94
 palpation 133
 Pelvic Inflammatory Disease 112
 Pericardium Channel 88
 physical examinations 116
 physical fitness 104-106, 123-124
 physical therapy 120-121, 124-125
 pituitary gland 49
 plasma cell myeloma 112
 posture 123, 125
 Pre-Birth Essence 14
 prevention 139
 prolapsed disc 108
 prostatitis 112
 psoriasis 111-112
 psychogenic pain syndrome 112-113
 pulse 133
 pyelonephritis 112
 Qi,
 balance 45-46
 body 80, 152
 Channels 7-8, 11, 80-81, 89
 circulation 37-38, 80-81, 137, 140, 166-167
 concept 2
 definition 3, 4, 8, 11
 generation 21-22
 massage 136-137
 Original 48-49
 scientific explanation 8-9
 stagnation 38, 56-57, 166-167
 Qigong
 Buddhist 26, 28, 50
 Daoist 26, 28, 50, 54-55
 definition 5-6, 7
 exercises 6-7, 137, 142, 154-155

- Martial 38-39
- Medical 36-37
- Nei Dan 34
- Religious 40-41, 83-84
- Scholar 34-36
- training 48-49, 56-57, 146
- Wai Dan 33-34, 39-40
- radicular pain 95-96
- Referred Pain 94-95
- regulating the body 50, 51, 146-147
- regulating the breath 53, 54-55, 147
- regulating the mind 36, 50, 55-58, 106, 149-150
- regulating the Qi 50, 59-60, 151
- regulating the spirit 60, 151
- Reiter's Syndrome 111
- relaxation 51-52, 146-147
- Reversed Abdominal Breathing 147
- risk factors 97
- Robaxin 119-120
- rooting 52-53
- sciatica 109-110
- scoliosis 104-105, 110
- self-massage 197, 198-200
- Shangliao (B-31) 182-184
- Shaolin Temple 29
- Shen 46-47, 48-49, 60
- Shenshu (B-23) 181-182, 183
- Shiatsu massage 144
- shoes 104
- sickness 45
- skin, conductivity 9-10
- sleeping 104-105, 126
- Small Circulation Meditation 33
- Small Intestine Channel 86
- smoking 106, 124-125
- Soma 119-120
- spasm 96-97, 104-105, 115
- spin 65-68
- spinal,
 - canal 73-74
 - cord 73-74
 - disc 70-73
 - fusion 122
 - manipulation 121
 - stenosis 110
- spirit 60, 141-142
- Spiritual Embryo 49
- Spleen Channel 87
- spondylitis 111
- spondylolisthesis 110
- spondylolysis 110
- spondyloptosis 100
- spondylosis 109-110
- sports 106
- Stomach Channel 85
- strength 39, 120, 139
- stress 124
- stretching 156-160, 159-162
- surgery 121-122
- surgery and acupuncture 28-29
- sway-back 110
- symptoms 132
- Taijiquan xix-xx, 40, 153-154, 162
- Tao Te Ching 27-28
- The Body Electric 9, 10-11
- Thrusting Vessel 83
- Thrusting Vessel 81
- tongue 131
- transcutaneous electrical nerve stimulation (TENS)
 - 120
- treatment 118-119, 134-135
- Triple Burner Channel 87
- Tui Na massage 135-137
- tumors 94, 112
- Urinary Bladder Channel 86
- vegetarian diet 22-23
- venous obstruction 96
- vertebrae 68-73, 74-75
- vessels 81
- vibration 106
- Wai Dan Qigong 33, 39-40, 154
- walking 103, 126
- weight lifting 31-32
- Weizhong (B-54) 187
- White Crane Qigong xix-xx, 153-154, 162
- wisdom mind 145-146, 151-152
- work 105-106
- X-rays 117
- Xi Sui Jing 29
- Xialiao (B-34) 182-184
- Xin 45, 145-146, 151-152
- Xingyiquan 40
- Yang 2, 42, 43, 45
 - Belt Vessel 84-85
 - channels 85
 - Heel Vessel 81
 - Linking Vessel 81
- Yanglingquan (GB-34) 187
- Yaobeitengtong 134
- Yaojitong 134
- Yaokaotong 134
- Yaosuan 134
- Yi 45, 57, 59, 145-146, 151-152
- Yi Jin Jing 29
- Yi Jing 6, 26-27
- Yin 2, 42, 43, 45
- Yin channels 86
- Yin Heel Vessel 81
- Yin Linking Vessel 81
- Yin vessels 81
- Yin-Yang balance 46
- Yongquan (K-1) 187
- Zhibian (B-49) 183, 185-187
- Zhongliao (B-33) 182-184

BOOKS FROM YMAA

6 HEALING MOVEMENTS	B906
101 REFLECTIONS ON TAI CHI CHUAN	B868
108 INSIGHTS INTO TAI CHI CHUAN — A STRING OF PEARLS	B582
A WOMAN'S QIGONG GUIDE	B833
ADVANCING IN TAE KWON DO	B072X
ANCIENT CHINESE WEAPONS	B671
ANALYSIS OF SHAOLIN CHIN NA 2ND ED.	B0002
ARTHRITIS RELIEF — CHINESE QIGONG FOR HEALING & PREVENTION, 3RD ED.	B0339
BACK PAIN RELIEF — CHINESE QIGONG FOR HEALING & PREVENTION 2ND ED.	B0258
BAGUAZHANG	B300
CHIN NA IN GROUND FIGHTING	B663
CHINESE FAST WRESTLING — THE ART OF SAN SHOU KUAI JIAO	B493
CHINESE FITNESS — A MIND / BODY APPROACH	B37X
CHINESE TUI NA MASSAGE	B043
COMPLETE CARDIOKICKBOXING	B809
COMPREHENSIVE APPLICATIONS OF SHAOLIN CHIN NA	B36X
DR. WU'S HEAD MASSAGE—ANTI-AGING AND HOLISTIC HEALING THERAPY	B0576
EIGHT SIMPLE QIGONG EXERCISES FOR HEALTH, 2ND ED.	B523
ESSENCE OF SHAOLIN WHITE CRANE	B353
ESSENCE OF TAIJI QIGONG, 2ND ED.	B639
EXPLORING TAI CHI	B424
FIGHTING ARTS	B213
INSIDE TAI CHI	B108
KATA AND THE TRANSMISSION OF KNOWLEDGE	B0266
LIUHEBAFA FIVE CHARACTER SECRETS	B728
MARTIAL ARTS ATHLETE	B655
MARTIAL ARTS INSTRUCTION	B024X
MARTIAL WAY AND ITS VIRTUES	B698
MIND/BODY FITNESS	B876
NATURAL HEALING WITH QIGONG — THERAPEUTIC QIGONG	B0010
NORTHERN SHAOLIN SWORD, 2ND ED.	B85X
OKINAWA'S COMPLETE KARATE SYSTEM — ISSHIN RYU	B914
POWER BODY	B760
PRINCIPLES OF TRADITIONAL CHINESE MEDICINE	B99X
QIGONG FOR HEALTH & MARTIAL ARTS 2ND ED.	B574
QIGONG FOR LIVING	B116
QIGONG FOR TREATING COMMON AILMENTS	B701
QIGONG MASSAGE 2ND ED. —FUND. TECHNIQUES FOR HEALTH AND RELAXATION	B0487
QIGONG MEDITATION — EMBRYONIC BREATHING	B736
QIGONG MEDITATION—SMALL CIRCULATION	B0673
QIGONG, THE SECRET OF YOUTH	B841
ROOT OF CHINESE QIGONG, 2ND ED.	B507
SHIHAN TE — THE BUNKAI OF KATA	B884
SUNRISE TAI CHI	B0838
SURVIVING ARMED ASSAULTS	B0711
TAEKWONDO — ANCIENT WISDOM FOR THE MODERN WARRIOR	B930
TAEKWONDO — SPIRIT AND PRACTICE	B221
TAO OF BIOENERGETICS	B289
TAI CHI BOOK	B647
TAI CHI CHUAN — 24 & 48 POSTURES	B337
TAI CHI CHUAN MARTIAL APPLICATIONS, 2ND ED.	B442
TAI CHI CONNECTIONS	B0320
TAI CHI SECRETS OF THE ANCIENT MASTERS	B71X
TAI CHI SECRETS OF THE WU & LI STYLES	B981
TAI CHI SECRETS OF THE WU STYLE	B175
TAI CHI SECRETS OF THE YANG STYLE	B094
TAI CHI THEORY & MARTIAL POWER, 2ND ED.	B434
TAI CHI WALKING	B23X
TAIJI CHIN NA	B378
TAIJI SWORD, CLASSICAL YANG STYLE	B744
TAIJIQUAN, CLASSICAL YANG STYLE	B68X
TAIJIQUAN THEORY OF DR. YANG, JWING-MING	B432
THE CUTTING SEASON	B0821
THE WAY OF KATA—A COMPREHENSIVE GUIDE TO DECIPHERING MARTIAL APPS.	B0584
THE WAY OF KENDO AND KENJITSU	B0029
THE WAY OF SANCHIN KATA	B0845
TRADITIONAL CHINESE HEALTH SECRETS	B892
TRADITIONAL TAEKWONDO—CORE TECHNIQUES, HISTORY, AND PHILOSOPHY	B0665
XINGYIQUAN, 2ND ED.	B416

more products available from...

YMAA Publication Center, Inc. 楊氏東方文化出版中心

4354 Washington Street Roslindale, MA 02131

1-800-669-8892 • ymaa@aol.com • www.ymaa.com



VIDEOS FROM YMAA

ADVANCED PRACTICAL CHIN NA — 1, 2	T0061, T007X
ARTHRITIS RELIEF — CHINESE QIGONG FOR HEALING & PREVENTION	T558
BACK PAIN RELIEF — CHINESE QIGONG FOR HEALING & PREVENTION	T566
CHINESE QIGONG MASSAGE — SELF	T327
CHINESE QIGONG MASSAGE — PARTNER	T335
COMP. APPLICATIONS OF SHAOLIN CHIN NA 1, 2	T386, T394
EMEI BAGUAZHANG 1, 2, 3	T280, T299, T302
EIGHT SIMPLE QIGONG EXERCISES FOR HEALTH 2ND ED.	T54X
ESSENCE OF TAIJI QIGONG	T238
NORTHERN SHAOLIN SWORD — SAN CAI JIAN & ITS APPLICATIONS	T051
NORTHERN SHAOLIN SWORD — KUN WU JIAN & ITS APPLICATIONS	T06X
NORTHERN SHAOLIN SWORD — QI MEN JIAN & ITS APPLICATIONS	T078
QIGONG: 15 MINUTES TO HEALTH	T140
SHAOLIN KUNG FU BASIC TRAINING — 1, 2	T0045, T0053
SHAOLIN LONG FIST KUNG FU — TWELVE TAN TUI	T159
SHAOLIN LONG FIST KUNG FU — LIEN BU CHUAN	T19X
SHAOLIN LONG FIST KUNG FU — GUNG LI CHUAN	T203
SHAOLIN LONG FIST KUNG FU — YI LU MEI FU & ER LU MAI FU	T256
SHAOLIN LONG FIST KUNG FU — SHI ZI TANG	T264
SHAOLIN LONG FIST KUNG FU — XIAO HU YAN	T604
SHAOLIN WHITE CRANE GONG FU — BASIC TRAINING 1, 2, 3	T440, T459, T0185
SIMPLIFIED TAI CHI CHUAN — 24 & 48	T329
SUN STYLE TAIJIQUAN	T469
TAI CHI CHUAN & APPLICATIONS — 24 & 48	T485
TAI CHI FIGHTING SET	T0363
TAIJI BALL QIGONG — 1, 2, 3, 4	T475, T483, T0096, T010X
TAIJI CHIN NA IN DEPTH — 1, 2, 3, 4	T0282, T0290, T0304, T031
TAIJI PUSHING HANDS — 1, 2, 3, 4	T505, T513, T0134, T0142
TAIJI SABER	T491
TAIJI & SHAOLIN STAFF — FUNDAMENTAL TRAINING — 1, 2	T0088, T0347
TAIJI SWORD, CLASSICAL YANG STYLE	T817
TAIJI WRESTLING — 1, 2	T037, T038X
TAIJI YIN & YANG SYMBOL STICKING HANDS—YANG TAIJI TRAINING	T580
TAIJI YIN & YANG SYMBOL STICKING HANDS—YIN TAIJI TRAINING	T0177
TAIJIQUAN, CLASSICAL YANG STYLE	T752
WHITE CRANE HARD QIGONG	T612
WHITE CRANE SOFT QIGONG	T620
WILD GOOSE QIGONG	T949
WU STYLE TAIJIQUAN	T477
XINGYIQUAN — 12 ANIMAL FORM	T310

DVDS FROM YMAA

ANALYSIS OF SHAOLIN CHIN NA	D0231
BAGUAZHANG 1, 2, 3 — EMEI BAGUAZHANG	D0649
CHEN TAIJIQUAN	D0819
CHIN NA IN DEPTH COURSES 1 — 4	D602
CHIN NA IN DEPTH COURSES 5 — 8	D610
CHIN NA IN DEPTH COURSES 9 — 12	D629
EIGHT SIMPLE QIGONG EXERCISES FOR HEALTH	D0037
THE ESSENCE OF TAIJI QIGONG	D0215
QIGONG MASSAGE—FUNDAMENTAL TECHNIQUES FOR HEALTH AND RELAXATION	D0592
SHAOLIN KUNG FU FUNDAMENTAL TRAINING 1&2	D0436
SHAOLIN LONG FIST KUNG FU — BASIC SEQUENCES	D661
SHAOLIN WHITE CRANE GONG FU BASIC TRAINING 1&2	D599
SIMPLIFIED TAI CHI CHUAN	D0630
SUNRISE TAI CHI	D0274
TAI CHI CONNECTIONS	D0444
TAI CHI ENERGY PATTERNS	D0525
TAI CHI FIGHTING SET—TWO PERSON MATCHING SET	D0509
TAIJI BALL QIGONG COURSES 1&2—16 CIRCLING AND 16 ROTATING PATTERNS	D0517
TAIJI PUSHING HANDS 1&2—YANG STYLE SINGLE AND DOUBLE PUSHING HANDS	D0495
TAIJI PUSHING HANDS 3&4—YANG STYLE SINGLE AND DOUBLE PUSHING HANDS	D0681
TAIJIQUAN CLASSICAL YANG STYLE	D645
TAIJI SWORD, CLASSICAL YANG STYLE	D0452
UNDERSTANDING QIGONG 1	D069X
UNDERSTANDING QIGONG 2	D0418
UNDERSTANDING QIGONG 3—EMBRYONIC BREATHING	D0555
UNDERSTANDING QIGONG 4—FOUR SEASONS QIGONG	D0562
WHITE CRANE HARD & SOFT QIGONG	D637

more products available from...

YMAA Publication Center, Inc. 楊氏東方文化出版中心

4354 Washington Street Roslindale, MA 02131

1-800-669-8892 • ymaa@aol.com • www.ymaa.com



The spine is the root of all motion.

QIGONG EXERCISES CAN HELP ELIMINATE BACK PAIN.

“People who suffer from severe, chronic back pain know how it can utterly disrupt and damage one’s life... Moreover, chronic pain was not previously all that well understood... If no underlying cause could be found for the pain, then the patient was told that very few treatments are available, or worse, the pain must be in your head”... — www.spine-health.com

“About 80 percent of the population suffers from a bout of low back pain at some point in their life... For obvious reasons, athletes are at greater risk of sustaining lumbar (lower) spine injury due to physical activity.” — University of Maryland Medicine; www.umm.edu

“One of America’s most sought-after Instructors of Qigong” — Omega Institute

“Yang, Jwing-Ming is indeed a master when describing the extensive Chinese concept of Qi.” — Perry A. Chapdelaine, Sr. Author and Executive Director of The Arthritis Fund

“Dr. Yang merits the highest praise for his efforts to meld Eastern and Western medical understanding in the hopes of achieving greater synergy between the two.” — Thomas G. Gutheil, M.D., Professor of Psychiatry Harvard Medical School

Young or old, sedentary or athletic; it is likely that you will experience some sort of back pain injury in your lifetime. Since the spine is the root of all motion, a healthy back is vital to well-being.

Although Western Medicine has made great progress in treating spinal illnesses and lower back pain, it has only limited success in actually healing it.

Chinese Medicine, over the last four thousand years, has developed many of its own methods to treat spine problems, including Qigong exercises, acupuncture, massage, and herbal treatments. By doing Qigong exercises, you can effectively treat many cases of spinal illnesses and rebuild the strength of your torso, which is the root of complete healing.

This book introduces Qigong exercises that can restore the health of the spine. Some of the exercises are designed to heal a condition, others to help rebuild the strength of the joints, still others to help keep the back healthy and prevent further problems from developing.

Dr. Yang, Jwing-Ming Ph.D. is a renown author and teacher of Chinese martial arts and Qigong. Born in Taiwan, he has trained and taught Taijiquan, Qigong and martial arts for over thirty-five years. He is the author of over thirty books including *Arthritis — Qigong for Healing and Prevention*. Dr. Yang lives in Newton, Massachusetts, USA.



ISBN 1-59439-025-8



9 781594 390258 5 1695 >

\$16.95 US

\$21.95 CANADA



YMAA PUBLICATION CENTER 楊氏東方文化出版中心

1-800-669-8892 / YMAA@AOL.COM / WWW.YMAA.COM